



HYOSUNG

2007

...sé, elle
...là depuis
...s autres

L'attrait

Stand out from the crowd. The GV650 is the ultimate freedom machine. Knockout styling unlike traditional cruisers, the GV650 is loaded with performance equipment. Adjustable suspension, wide tyres and quiet belt drive compliment the versatile V-twin. Whether turning heads around town or scorching along the highway, this is the cruiser of the future.
(Note: Blue colour now deleted)



GV650

Engine System : DOHC 8 valve, water cooled

Starter System : Electric

Displacement : 647cc

Fuel System : Carburetor Type

Cylinders : 2

Gear Shift Pattern : 1Down 4Up

Brake System : Double disc front, Disc rear

Fuel Tank : 16 litres

Tyres : 120/70-ZR18 front, 180/55-ZR17 73W rear

L x W x H : 2,430 x 840 x 1,150mm

Wheel Base : 1,700mm

Seat Height : 705mm

Ground Clearance : 160mm

Dry Mass : 218kg



C
R
U
I
S
E
R



Aesthetic cockpit with LCD instrument



Large rear disc (ø270mm)



Carbon fibre belt



GV250

Engine System : DOHC 8 valve, air cooled
Starter System : Electric
Displacement : 249cc
Fuel System : Carburetor Type
Cylinders : 2
Gear Shift Pattern : 1Down 4Up
Brake System : Disc front, Drum rear
Fuel Tank : 14 litres
Front Tyre : 110/90-16 59S
Rear Tyre : 150/80- 15M/C 70S
L x W x H : 2,430 x 840 x 1,150mm
Wheel Base : 1,500mm
Seat Height : 700mm
Ground Clearance : 155mm
Dry Mass : 167kg

Aquila's V-Twin DOHC 8 valve engine produces extreme power for you. It breaks through the hardest tasks smoothly and easily. Aquila's supreme suspension and wide tyres smooths the roughest roads.

GV125C

Engine System : DOHC 8 valve, air cooled
Starter System : Electric
Displacement : 125cc
Fuel System : Carburetor Type
Cylinders : 2
Gear Shift Pattern : 1Down 5Up
Brake System : Disc front, Drum rear
Fuel Tank : 14 litres
Tyres : 110/90-16 59P front, 130/90-15M/C 66P rear
L x W x H : 2,200 x 800 x 1,070mm
Wheel Base : 1,490mm
Seat Height : 700mm
Ground Clearance : 140mm
Dry Mass : 157kg

As soon as you hit the road on the GV125, its glamorous style and ample power, from the V-Twin DOHC 8 valve engine, dominate the streets. Just enjoy the pleasant cruising with its comfortable seat and commanding riding position.

GV250



NEW COLOURS



Black orange


Black silver

Black red

GV125C



NEW COLOURS



Black orange

Black silver

Black red


C
R
U
I
S
E
R



Air/Oil cooling system



Large diameter front disc



Comfortable ergonomics for cruising



Large fuel tank (14 litres)



SPEED IMPRESSION

Subtle yet aggressive- this is no ordinary bike. Stunning good looks, broad power range, adjustable riding position and suspension make the GT650R unique. This is the perfect bike for the rider who demands flexibility and performance.

GT650R



GT650R

Engine System : DOHC 8 valve, water cooled
Starter System : Electric
Displacement : 647cc
Fuel System : Carburetor Type
Cylinders : 2
Gear Shift Pattern : 1Down 5Up
Brake System : Double disc front, Disc rear
Fuel Tank : 17 litres
Tyres : 120/60-ZR 17 55W front, 160/60-ZR 17 69W rear
L x W x H : 2,060 x 655 x 1,125mm
Wheel Base : 1,435mm
Seat Height : 780mm
Ground Clearance : 130mm
Dry Mass : 208kg



Photograph taken on closed road under controlled conditions

S
P
O
R
T
S



NEW COLOURS



DOHC 90° V-Twin 650cc engine



3 step adjustable foot rest



Cockpit with LCD instrument



GT125/250 R



The GT250R/125R is a full size race tuned bike with looks to match. Fully equipped with V-Twin high output DOHC 8 valve engine, race tuned suspension including inverted forks and gas charged shock absorber, huge brakes, stunning aerodynamics, complimented by Digital instruments and adjustable ride position. Whether you are starting a racing career, riding for fun or just getting around, the GT250R/125R is ready to take you wherever you want to go.

GT125R

Engine System : DOHC 8 valve, oil cooled
Starter System : Electric
Displacement : 124cc
Fuel System : Carburetor Type
Cylinders : 2
Gear Shift Pattern : 1Down 4Up
Front Brake : Disc
Rear Brake : Disc
Fuel Tank : 17 litres
Tyres : 110/70-17 54H front, 150/70-17 69H rear
L x W x H : 2,060 x 655 x 1,125mm
Wheel Base : 1,435mm
Seat Height : 780mm
Ground Clearance : 130mm
Dry Mass : 166kg

GT250R

Engine System : DOHC 8 valve, oil cooled
Starter System : Electric
Displacement : 249cc
Fuel System : Carburetor Type
Cylinders : 2
Gear Shift Pattern : 1Down 4Up
Front Brake : Double disc
Rear Brake : Disc
Fuel Tank : 17 litres
Tyres : 110/70-17 54H front, 150/70-17 69H rear
L x W x H : 2,060 x 655 x 1,125mm
Wheel Base : 1,435mm
Seat Height : 780mm
Ground Clearance : 130mm
Dry Mass : 171kg

S
P
O
R
T
S

GT125R



GT250R



GT650

Engine System : DOHC 8 valve, water cooled
Starter System : Electric
Displacement : 647cc
Fuel System : Carburetor Type
Cylinders : 2
Gear Shift Pattern : 1Down 5Up
Brake System : Double disc front, Disc rear
Fuel Tank : 17 litres
Tyres : 120/60-ZR 17 55W front, 160/60-ZR 17 69W rear
L x W x H : 2,060 x 740 x 1,090mm
Wheel Base : 1,435mm
Seat Height : 780mm
Ground Clearance : 130mm
Dry Mass : 196kg

GT250/125

Engine System : DOHC 8 valve, oil cooled
Starter System : Electric
Displacement : 249cc/124cc
Fuel System : Carburetor Type
Cylinders : 2
Gear Shift Pattern : 1Down 4Up
Front Brake : Double disc/Disc
Rear Brake : Disc
Fuel Tank : 17 litres
Tyres : 110/70-17 54H front, 150/70-17 69H rear
L x W x H : 2,080 x 760 x 1,120mm
Wheel Base : 1,445mm
Seat Height : 795mm
Ground Clearance : 180mm
Dry Mass : 153kg/150kg

S
T
R
E
E
T

The Hyosung GT650's 90° V-twin has been taken to the extreme to ensure the ultimate rush. Blistering performance is harnessed in a bridged box frame with all the features advanced technology has to offer. Any enthusiast in the world will be proud to take it to the roads in style.



GT650



GT250



GT125



Ergonomically designed seating position



75° V-Twin DOHC engine (125/250cc)



Useful under rear seat storage



Rear disc brake

RX125 SM

Engine System : DOHC 4 valve, oil cooled
Starter System : Electric
Displacement : 124cc
Fuel System : Carburetor Type)
Cylinders : 1
Gear Shift Pattern : 1Down 4Up
Brake System : Disc front, Disc rear
Fuel Tank : 9 litres
Tyres : 120/70-17 58H front, 140/70-17 66H rear
L x W x H : 2,190 x 800 x 1,145mm
Wheel Base : 1,425mm
Seat Height : 840mm
Ground Clearance : 285mm
Dry Mass : 120kg

This new RX125 Supermotard features a DOHC 4 valve engine for great power. This stylish bike is equipped with everything needed for riding the streets whilst staying true to its off road heritage.

RX125 SM



RX125 D

Engine System : DOHC 4 valve, oil cooled
Starter System : Electric
Displacement : 124cc
Fuel System : Carburetor Type
Cylinders : 1
Gear Shift Pattern : 1Down 4Up
Brake System : Disc front
Fuel Tank : 9 litres
Tyres : 2.75-21 45PH front, 4.10-18 9P rear
L x W x H : 2,190 x 800 x 1,160mm
Wheel Base : 1,425mm
Seat Height : 850mm
Ground Clearance : 295mm
Dry Mass : 120kg

The RX125D can handle any kind of terrain. Its equally at home on both back roads and highways. The RX125 meets your needs anywhere and anytime, its long travel suspension ensures sure footed road holding.

RX125 D




O
F
F
E
R
R
O
A
D
D



Take the **ROUGH** with the smooth

RT125D is suitable for any occasion whether in the city or on the most difficult terrains. Every feature on the easy-to-ride RT125 is designed with you in mind. Its responsive 125cc 4-stroke engine, the low/deeply-padded seat, double-wide rear tyre, and wide handle bars make for a relaxed and comfortable ride.

RT125 D



Orange

Blue

Euro-3



RT125 D

Engine System :
DOHC 4 valve, oil cooled
Starter System : Electric
Displacement : 124cc
Fuel System : Carburetor Type (Euro 3)
Cylinders : 1
Gear Shift Pattern : 1Down 4Up
Brake System : Disc front, Drum rear
Fuel Tank : 9.1 litres
Tyres : 130/80-18 66P front,
180/80-14 78P rear
L x W x H : 2,085 x 840 x 1,125mm
Wheel Base : 1,350mm
Seat Height : 790mm
Ground Clearance : 230mm
Dry Mass : 125kg



Photograph taken on closed road under controlled conditions

MS3-250/125

Engine System : DOHC 4 valve, water cooled
Starter System : Electric
Displacement : 249cc / 124cc
Fuel System : Carburetor type
Cylinders : 1
Gear Shift Pattern : Automatic
Brake System : Double disc front, Disc rear
Fuel Tank : 9 litres
Tyres : 120/70-13 53S front, 140/60-14 64S rear
L x W x H : 2,126 x 766 x 1,375mm
Wheel Base : 1,451mm
Seat Height : 700mm
Ground Clearance : 125mm
Dry Mass : 165kg / 160kg

LUXURY SCOOTER

MS3-250/125 is designed to surpass the needs of modern city commuters, combining convenience, low emissions, ample power and easy handling. MS3-250/125 is ecologically responsible urban transport on weekdays and fun for escaping the city on weekends.



S
C
O
O
T
E
R

Euro-3



MS3-250/125



Automotive-style instrument display with analog tachometer, speedometer, plus LCD odometer, trip meter and clock Halogen headlamp LED type Tail & Turn signal lamp

TE450

Engine System : DOHC 4 valve, water cooled

Starter System : Electric

Displacement : 449cc

Cylinders : 1

Gear Shift Pattern : 5 Speed & Reverse

Brake System : Double disc front, Disc rear

Fuel Tank : 11 litres

Tyres : AT 21 x 7-10 front, AT 20 x 11-9 rear

L x W x H : 1,835 x 1,170 x 1,155mm

Wheel Base : 1,250mm

Ground Clearance : 260mm

Dry Mass : 172kg

A world first. An affordable high performance sports ATV. Smooth power delivery and fully adjustable suspension combine to give maximum traction for useable power. Whether sand dunes, forest or outback, hold on for the ride of your life!




Powerful DOHC 4 valve engine



Large rear disc brake and chain guard

MORE DYNAMIC & EXCITING DRIVE

A
T
V





www.hyosung.co.uk

DEALER STAMP



E.P. Barrus Ltd., Launton Road, Bicester, Oxfordshire, OX26 4UR
Tel: 01869 326400 Fax: 01869 363640 E-mail: vehicle@barrus.co.uk